

HPT-DA-8P-2327-90R15-E

Base Station Antenna



Features:

- 8*2300-2690MHz
- 4M 8-Port Beamforming Antenna
- 9 x 4.3-10 Female
- Each Band Individually Adjustable


Electrical Properties			
General parameters	Frequency range (MHz)		2300-2690
	Polarization(°)		±45
	Electrical down-tilt (°)		2-12
	Impedance (Ω)		50
	Lightning Protection		DC Ground
Calibration And electrical parameters	Coupling factor between calibration port and each antenna port (dB)		-26±2
	Max. amplitude tolerance from calibration port to input ports (dB)		< 0.8
	Max. phase tolerance from calibration port to input ports (°)		< 7
	Ports VSWR		<1.5
	Avg. power capacity (W)		50
	Intra-band isolation (dB)		≥23
	Inter-band isolation (dB)		≥25
Radiation parameters	Single column beam	Horizontal 3dB beam width (°)	90±9
		Gain (dBi)	15.2±0.7
		Vertical-3dB Beamwidth (°)	4.9±0.5
		Cross Polar Discrimination at Boresight (dB)	≥15
		First upper side lobe suppression(dB)	≥16
		Front to back ratio (dB)	≥25
	65°Broadcast Beam	Horizontal 3dB beam width (°)	65±7
		Gain (dBi)	16.5±0.7
		Vertical-3dB Beamwidth (°)	5±0.5
		Cross Polar Discrimination at Boresight (dB)	≥15
		Front to back ratio(dB)	≥25
		First upper side lobe suppression(dB)	≥16
	Service beam	0° direct beam gain (dBi)	21.5±0.7
		0° direction beam horizontal 3dB beam width (°)	27
		0° direction beam cross polar ratio at Boresight (dB)	≥18
		0° direction beam front to back ratio (dB)	≥28

Mechanical Specifications

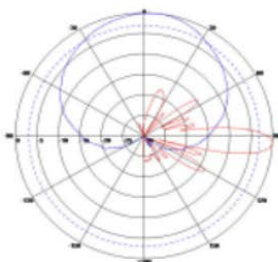
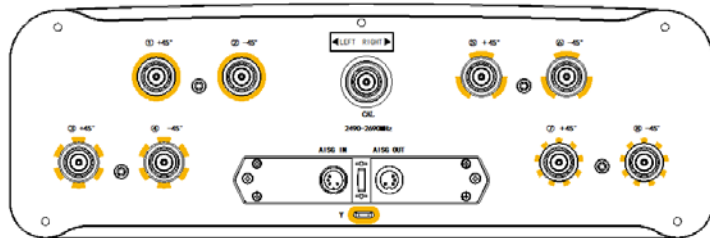
Connector Type	9 x 4.3-10 female
Connector position	Bottom
Electrical Tilt Control	Integrated RET, Each Band Individually Adjustable(AISG2.0/3GPP)
AISG Connectors	2x8 pin (in: Male; out: Female) (1 input and 1 output)
Mechanical Tilt Range	0-10
Radome Material	Fiberglass
Antenna Weight(kg)	21.7 (clamps incl)
Bracket Diameter(mm)	50-115
Maximum Wind Speed(km/h)	241
Operating Temperature (°C)	-40 ~+60
Antenna Dimensions (H *W * D) (mm)	1495*275*142
Packing Size (H x W x D) (mm)	1845*368*210

Integrated RET Specifications

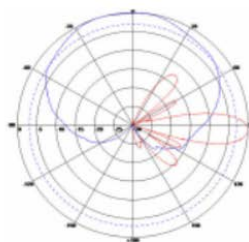
Protocols	Compliant With AISGV2.0 And 3GPP
Supply Voltage, VDC	10–30DC
Power Consumption	<2W (standby); < 10W (motor activated)
Safety Standard	Compliant to EN 60950/UL 60950/ RoHs (Restriction of Hazardous Substances), CE
Lightning Protection Rating	IEC 61000-4-5 Current Pulse Profile, Line to Ground 8/20 us @ 6kA ≥±5 Repetitions Line to line , 8/20 us @ 3kA ≥±5 Repetitions
Connectors	2 x 8 Pins Connector According To IEC60130-9 AND AISG 1 x Daisy Chain In : Male 1 x Daisy Chain Out : Female Pin3:RS485B; Pin5:RS485A; Pin6:10~30V; Pin7: DC return Female connector: 4 PINs ,Male connector: 4 PINs



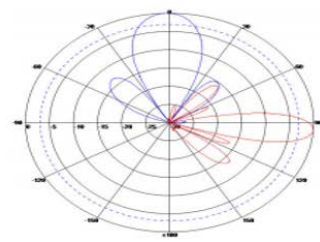
Y



Single Column Beam



65° Broadcast



0° Service Beam